


Winter Birds Sequencing Activities

Print the coloured sequencing cards on card paper then cut out the squares. Laminating will ensure durability. Children place the cards in the correct order for making a snowman. I included a black and white copy of the sequencing cards for those concerned with printer ink. I left the b/w copy images scrambled so it could also be used as a cut and paste worksheet for the children. Also included is a numbering worksheet.





Created by Ruth





<http://www.archjrc.com/childsplace/>

<http://a-childs-place.blogspot.com/>



<http://www.archjrc.com/clipart/>





Winter Birds Sequence Worksheet

Place the numerals 1 to 4 in the circles to show the pictures in the correct order for making a snowman.

