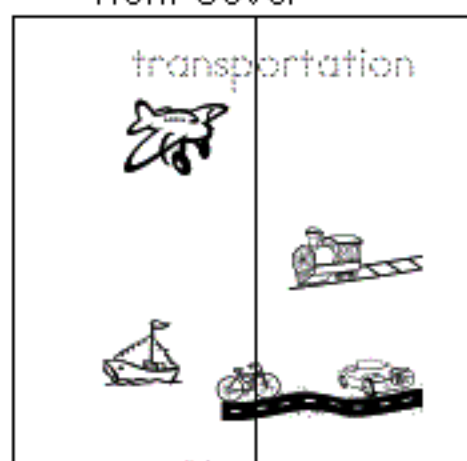


Transportation Lapbook

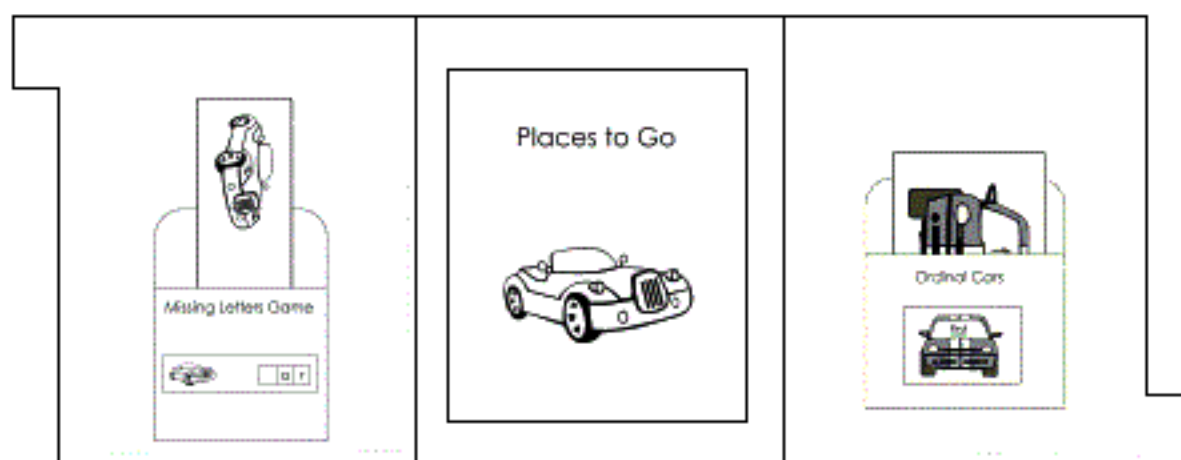
Assembling Your Lapbook

You will need 2 file folders to create this tri-fold lapbook. Add the cover page to the front. Place the missing letters game in the file folder. The Places To Go book goes in the center. Place the ordinal cars game in the file folder.

Front Cover



Inside



Created by Ruth

<http://www.archjrc.com/childsplace/>

Ordinal Car clipart courtesy of FunDraw Public Domain

<http://www.fundraw.com/>


Road border by DJInkers

<http://www.diinkers.com/>


All other clipart courtesy of Microsoft Clipart Gallery -

<http://office.microsoft.com/en-ca/clipart/default.aspx?cag=1>

transportation



Missing Letters Game




Print the envelope on card paper. Fold the back part up and the sides in and glue closed. Glue the back of your envelope to your file folder and place the missing letters game pieces inside.



	a	r
--	---	---




	i	a	n	e
--	---	---	---	---



	r	a	i	
--	---	---	---	--

c	p	t	n
---	---	---	---



	a	
--	---	--



	i	c	y	c	l	e
--	---	---	---	---	---	---



	o	a	
--	---	---	--

v


n


b

b

t

Places to Go






I want to see the ocean blue.
I will go on a boat.
That is what I will do.




I want to look down at the
ground below.
On a plane is where I will go.




I want to go clickety clack.
I will ride a train down the track.



I want to zoom near and far.
I will take a ride in my car.

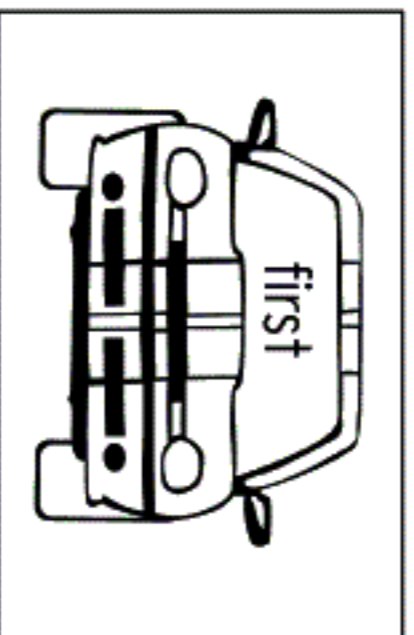


I can travel fast or slow.
To all the places I want to go.



I will take a _____ .
I like it best.
I will have such fun then I will
stop to rest.

Ordinal Cars



Print the envelope
on card paper.
Fold the back part
up and the sides
in and glue
closed. Glue the
back of your
envelope to your
file folder and
place the ordinal
car cards inside.

