


# Canada Lapbook

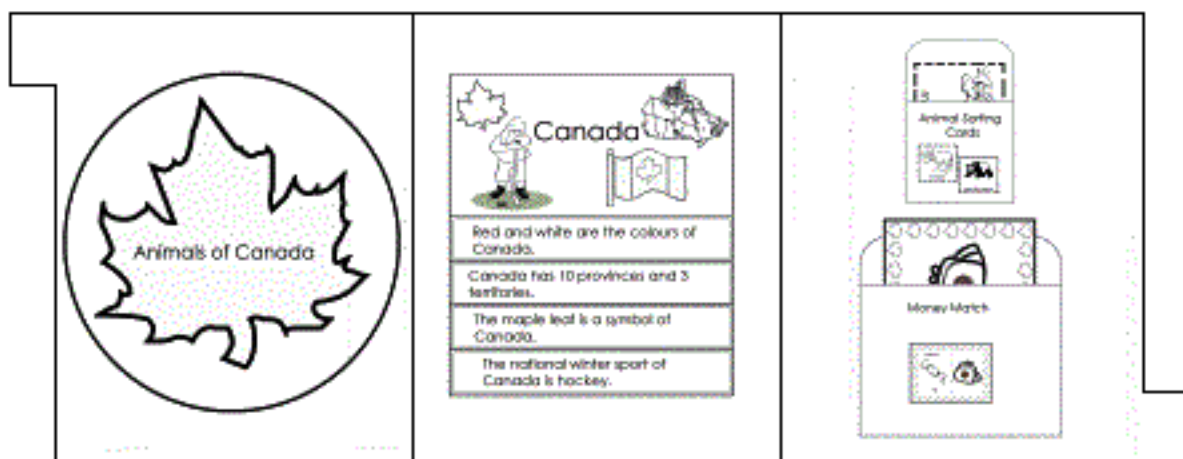
## Assembling Your Lapbook

You will need 2 file folders to create this tri-fold lapbook. Add the cover page to the front. Place the maple leaf sorting mat in the file folder. The flip book goes in the center. Place the animal cards and money matching game in the folder.

Front Cover





Inside



Created by Ruth  
<http://www.archjrc.com/childsplace/>

Canada



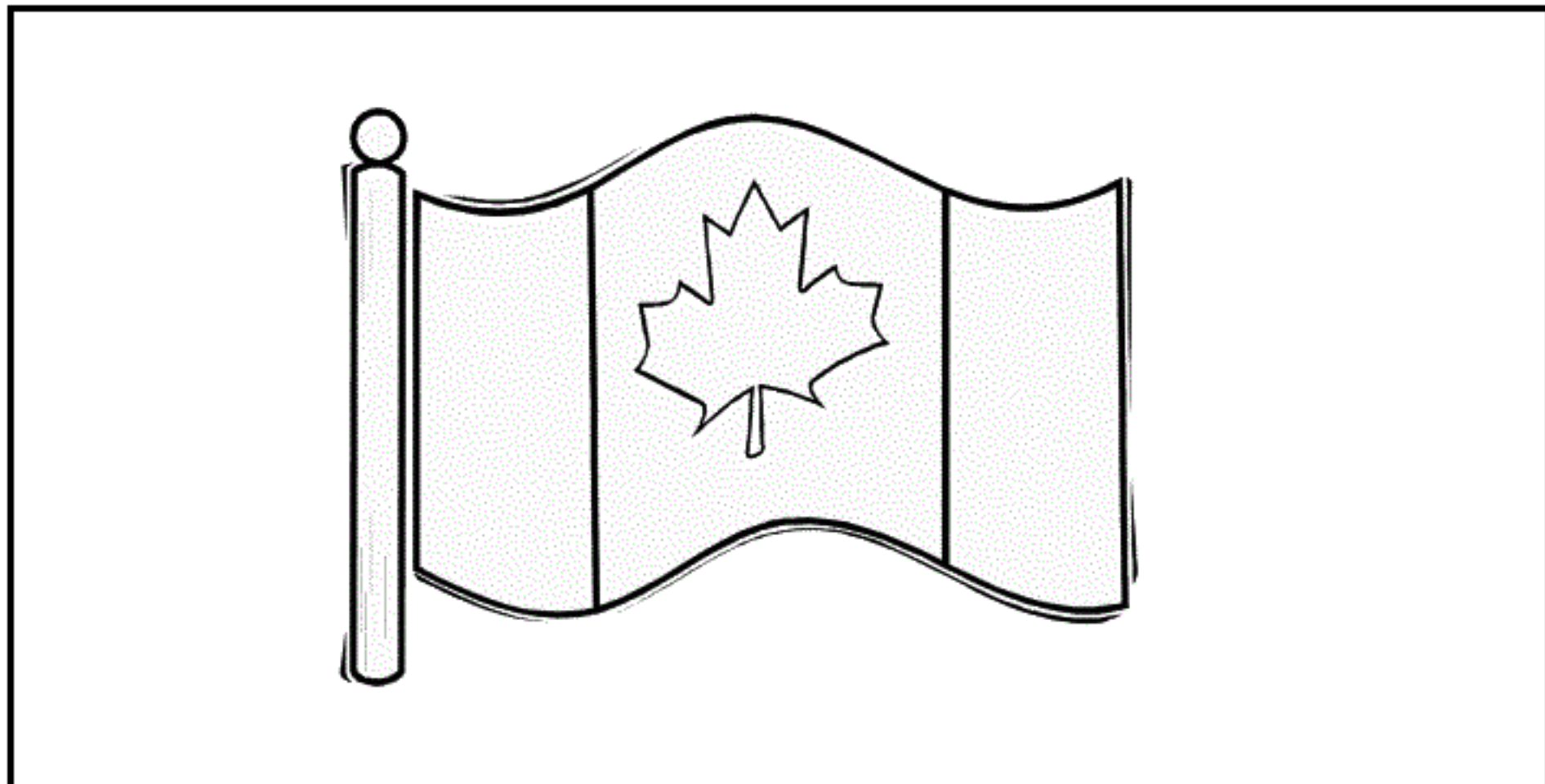



Animals of Canada

# Canada Book - Pages 1 & 2



Cut the 5 pages and staple at the top to create a book.



Red and white are the colours of Canada.

# Canada Book - Page 3



Canada has 10 provinces and 3 territories.

# Canada Book - Page 4


Red and white are the colours of Canada.
Canada has 10 provinces and 3 territories.
The maple leaf is a symbol of Canada.
The national winter sport of Canada is hockey.




The maple leaf is a symbol of Canada.

# Canada Book - Page 5



The national winter sport of Canada is hockey.

## Animal Sorting Cards



Print the envelope on card paper. Fold the back part up and the sides in and glue closed. Glue the back of your envelope to your file folder and place the animal sorting cards inside.






moose



beaver



polar bear



skunk



squirrel



elephant



kangaroo




giraffe




panda bear

Cut out the animal cards and place only the animals of Canada on the maple leaf sorting mat.

# Money Match

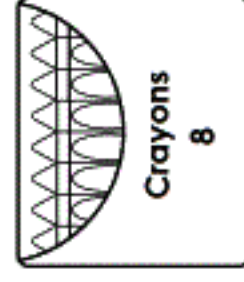


teddy bear



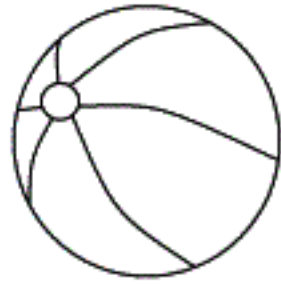
\$2.00

crayons




\$1.00

ball



25¢

pencil



10¢



gum



5¢



candy



1¢

