


Transportation Flip Book

Print the 9 pages on heavy card paper. Punch a hole in the marked spots. Laminating will ensure durability. Attach the flipbook pages to a heavy card paper backing with rings. Children match the mode of transportation to the word for each item by flipping through the pages in the book. I made several wood backings for my flipbooks and simply change the pages as desired. Clipart from the Microsoft Clipart Gallery was used to create this game.


<http://office.microsoft.com/en-ca/clipart/default.aspx?cag=1>

Created by Ruth

<http://www.archjrc.com/childsplace/>




car



airplane



train




boat




helicopter






fire truck



van



bicycle



motorcycle

There are two small white circles in the bottom corners of the frame, suggesting punch holes.

